

4.5 x 11 Flange Imprint

A

SIDE 1 LEFT
LIVE AREA

Your Imprint Artwork Here
(Stay within lines, please refer to attached
pdfs for accepted files and specifications)

B

SIDE 1 RIGHT
LIVE AREA

Your Imprint Artwork Here
(Stay within lines, please refer to attached
pdfs for accepted files and specifications)

C

SIDE 2 LEFT
LIVE AREA

Your Imprint Artwork Here
(Stay within lines, please refer to attached
pdfs for accepted files and specifications)

D

SIDE 2 RIGHT
LIVE AREA

Your Imprint Artwork Here
(Stay within lines, please refer to attached
pdfs for accepted files and specifications)

PREPRESS REQUIREMENTS

Please return all template and production files in the SAME PROGRAM as the files supplied to you.

CMYK Jobs



Files are ONLY accepted in Adobe Illustrator or Adobe InDesign CS 5.5 or lower.

IMAGES

- 300 dpi CMYK (no RGB) or grayscale images
- 900 dpi for line art/bitmaps
- Save files as .psd, .eps, .tif, or .jpg
- Duotones must be created in Photoshop. Matchprints can NOT be provided for Duotones.
- Do NOT embed image files. Provide core Photoshop files with your Illustrator/InDesign file.

FONTS

- Provide font files for ALL fonts used in piece.
- Do NOT create outlines. (File will be uneditable for any copy changes needed.)


BLEEDS

- Make sure all art extends 1/8" (9 points) past the trim lines.

IMPORTANT ELEMENTS

- Keep ALL important elements (type, logo, etc.) at least 1/16" (4.5 points) from the trim lines.
- Do NOT move, flatten, resize, rearrange or change the color on the die lines.
- Convert any spot colors (other than the die lines) or RGB to CMYK.
- Delete any unnecessary objects.

PANTONE Jobs



Files are ONLY accepted in Adobe Illustrator or Adobe InDesign CS 5.5 or lower.

IMAGES

- 300 dpi Duotone or grayscale images
- 900 dpi for line art/bitmaps
- Save files as .psd, .eps, .tif, or .jpg
- Duotones must be created in Photoshop. Matchprints can NOT be provided for Duotones.
- Do NOT embed image files. Provide core Photoshop files with your Illustrator/InDesign file.
- If more than one Pantone color used, image *must* be provided as vector art.

FONTS

- Provide font files for ALL fonts used in piece.
- Do NOT create outlines. (File will be uneditable for any copy changes needed.)

BLEEDS

- Make sure all art extends 1/8" (9 points) past the trim lines.

IMPORTANT ELEMENTS

- Set Pantone colors using the Pantone C library
- Keep ALL important elements (type, logo, etc.) at least 1/16" (4.5 points) from the trim lines.
- Do NOT move, flatten, resize, rearrange or change the color on the die lines.
- Delete any unnecessary objects .

If you have any questions, feel free to e-mail us or call 800-323-4433. All products printed in the USA.

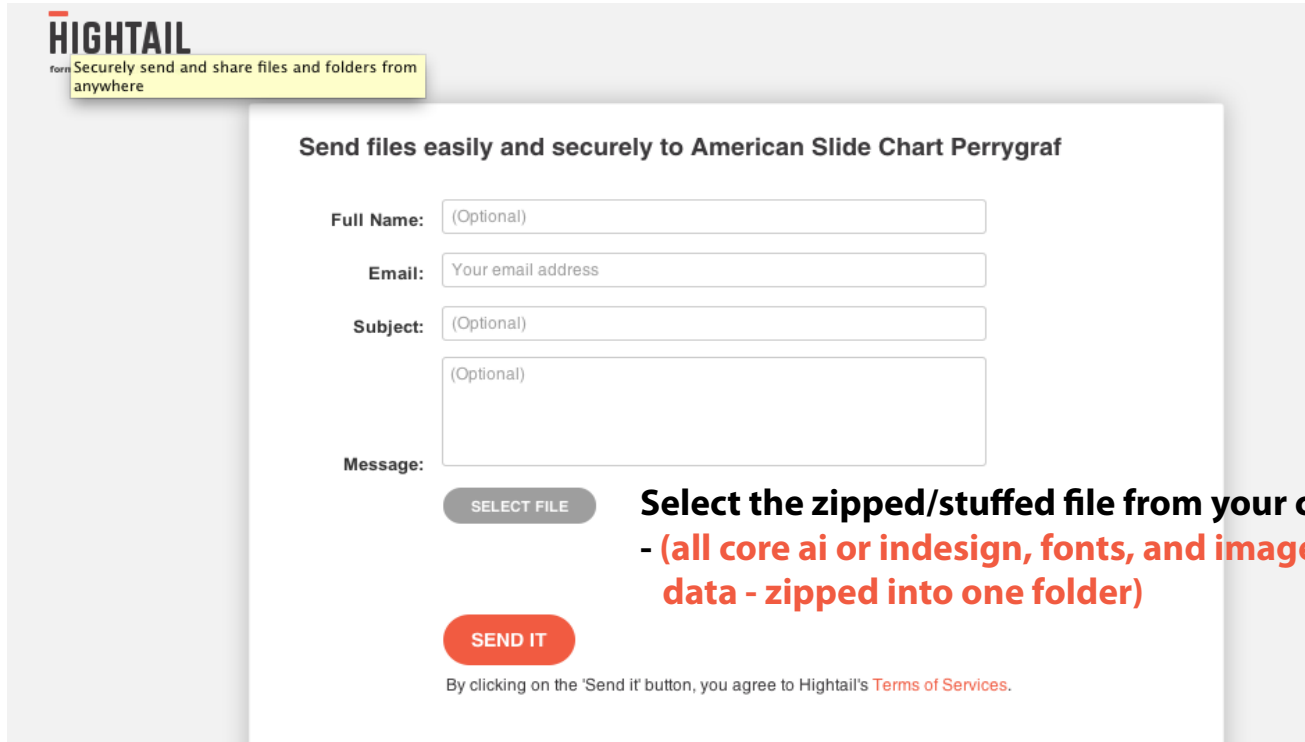
Thank you,

The Design Department

Send up to **2GB** files easily with **HIGHTAIL**.

Dropbox URL: <https://dropbox.hightail.com/ASCPG>

Files uploaded to Dropbox expire in 14 days.



HIGHTAIL
form Securely send and share files and folders from anywhere

Send files easily and securely to American Slide Chart Perrygraf

Full Name: (Optional)

Email: Your email address

Subject: (Optional)

(Optional)

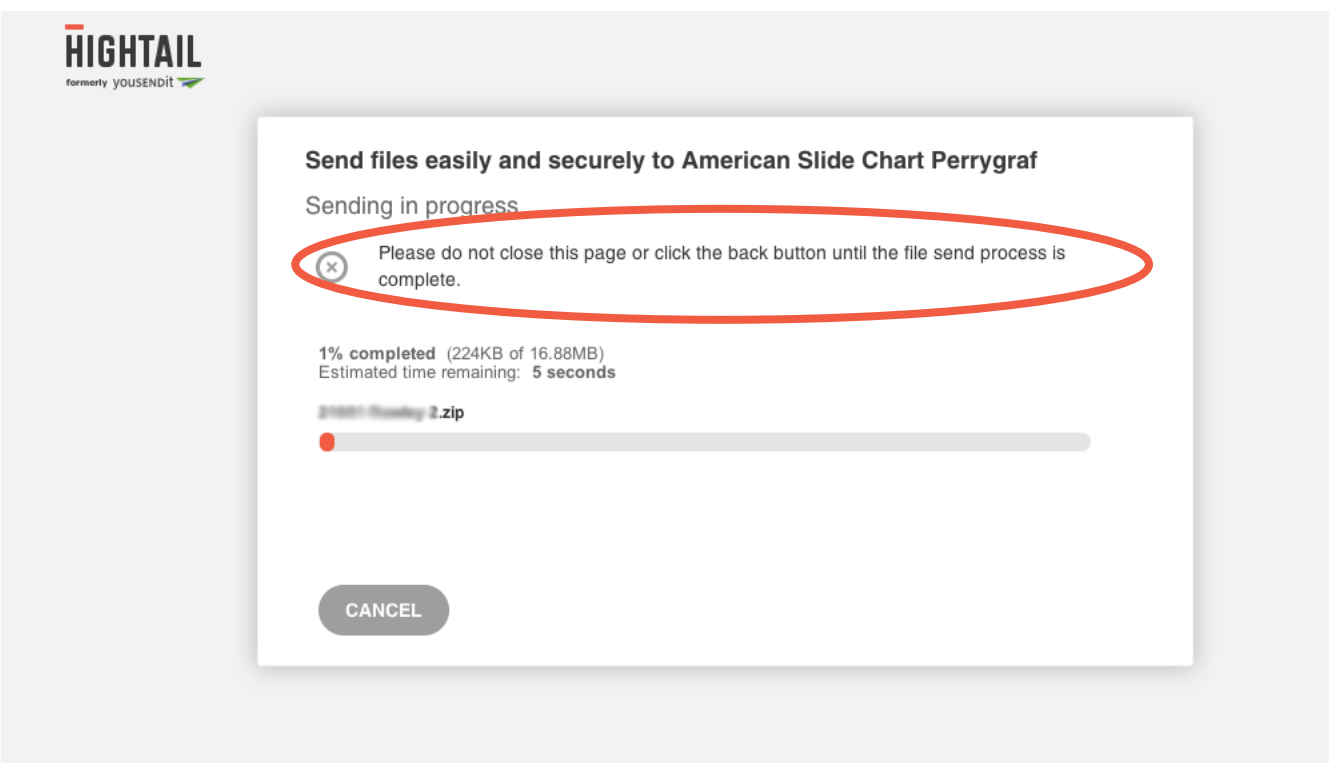
Message:

SELECT FILE

SEND IT

By clicking on the 'Send it' button, you agree to Hightail's [Terms of Services](#).

Select the zipped/stuffed file from your computer - (all core ai or indesign, fonts, and images and data - zipped into one folder)



HIGHTAIL
formerly YOUSENDIT

Send files easily and securely to American Slide Chart Perrygraf

Sending in progress

Please do not close this page or click the back button until the file send process is complete.

1% completed (224KB of 16.88MB)
Estimated time remaining: 5 seconds

202011-11-11 11:11 2.zip

CANCEL