

## 4 x 9.5 Flange Imprint

# A

SIDE 1 LEFT  
LIVE AREA

Your Imprint Artwork Here  
(Stay within lines, please refer to  
attached pdfs for accepted files and  
specifications)

# B

SIDE 1 RIGHT  
LIVE AREA

Your Imprint Artwork Here  
(Stay within lines, please refer to  
attached pdfs for accepted files and  
specifications)

# C

SIDE 2 LEFT  
LIVE AREA

Your Imprint Artwork Here  
(Stay within lines, please refer  
to attached pdfs for accepted  
files and specifications)

# D

SIDE 2 RIGHT  
LIVE AREA

Your Imprint Artwork Here  
(Stay within lines, please refer to  
attached pdfs for accepted files and  
specifications)

# PREPRESS REQUIREMENTS

Please return all template and production files in the SAME PROGRAM as the files supplied to you.

## CMYK Jobs



Files are ONLY accepted in Adobe Illustrator or Adobe InDesign CS 5.5 or lower.

### IMAGES

- 300 dpi CMYK (no RGB) or grayscale images
- 900 dpi for line art/bitmaps
- Save files as .psd, .eps, .tif, or .jpg
- Duotones must be created in Photoshop. Matchprints can NOT be provided for Duotones.
- Do NOT embed image files. Provide core Photoshop files with your Illustrator/InDesign file.

### FONTS

- Provide font files for ALL fonts used in piece.
- Do NOT create outlines. (File will be uneditable for any copy changes needed.)


### BLEEDS

- Make sure all art extends 1/8" (9 points) past the trim lines.

### IMPORTANT ELEMENTS

- Keep ALL important elements (type, logo, etc.) at least 1/16" (4.5 points) from the trim lines.
- Do NOT move, flatten, resize, rearrange or change the color on the die lines.
- Convert any spot colors (other than the die lines) or RGB to CMYK.
- Delete any unnecessary objects.

## PANTONE Jobs



Files are ONLY accepted in Adobe Illustrator or Adobe InDesign CS 5.5 or lower.

### IMAGES

- 300 dpi Duotone or grayscale images
- 900 dpi for line art/bitmaps
- Save files as .psd, .eps, .tif, or .jpg
- Duotones must be created in Photoshop. Matchprints can NOT be provided for Duotones.
- Do NOT embed image files. Provide core Photoshop files with your Illustrator/InDesign file.
- If more than one Pantone color used, image *must* be provided as vector art.

### FONTS

- Provide font files for ALL fonts used in piece.
- Do NOT create outlines. (File will be uneditable for any copy changes needed.)

### BLEEDS

- Make sure all art extends 1/8" (9 points) past the trim lines.

### IMPORTANT ELEMENTS

- Set Pantone colors using the Pantone C library
- Keep ALL important elements (type, logo, etc.) at least 1/16" (4.5 points) from the trim lines.
- Do NOT move, flatten, resize, rearrange or change the color on the die lines.
- Delete any unnecessary objects .

If you have any questions, feel free to e-mail us or call 800-323-4433. All products printed in the USA.

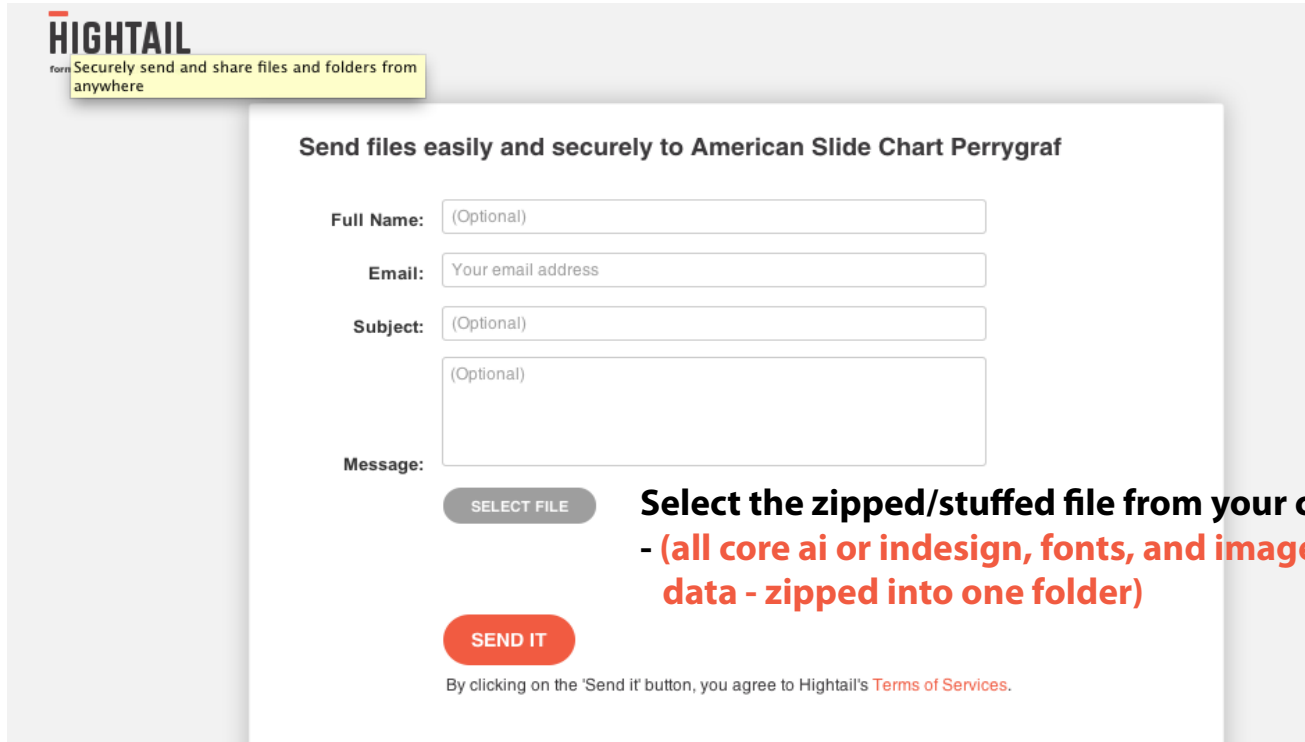
Thank you,

The Design Department

Send up to **2GB** files easily with **HIGHTAIL**.

Dropbox URL: <https://dropbox.hightail.com/ASCPG>

Files uploaded to Dropbox expire in 14 days.



**HIGHTAIL**  
form Securely send and share files and folders from anywhere

**Send files easily and securely to American Slide Chart Perrygraf**

**Full Name:** (Optional)

**Email:** Your email address

**Subject:** (Optional)

(Optional)

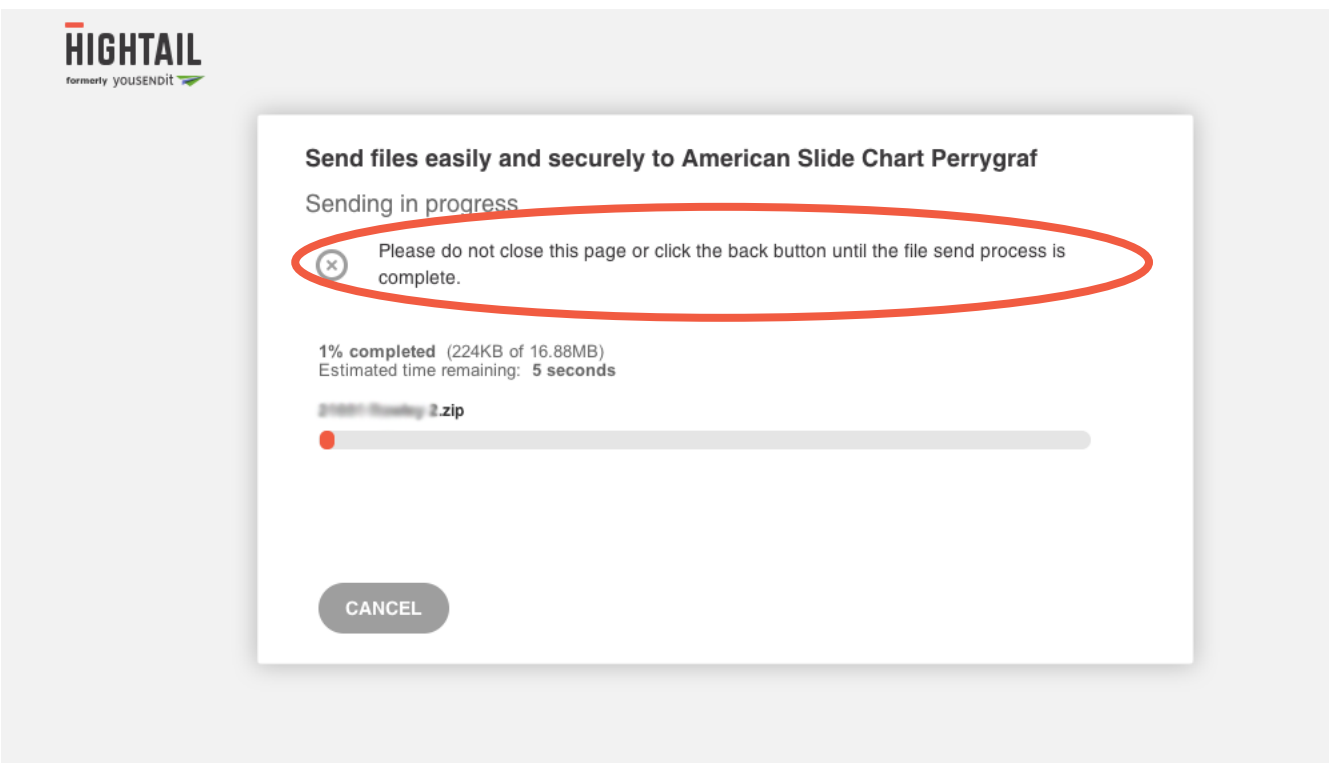
**Message:**

**SELECT FILE**

**SEND IT**

By clicking on the 'Send it' button, you agree to Hightail's [Terms of Services](#).

**Select the zipped/stuffed file from your computer - (all core ai or indesign, fonts, and images and data - zipped into one folder)**



**HIGHTAIL**  
formerly YOUSENDIT

**Send files easily and securely to American Slide Chart Perrygraf**

Sending in progress

Please do not close this page or click the back button until the file send process is complete.

1% completed (224KB of 16.88MB)  
Estimated time remaining: 5 seconds

202011-11-11 11:11 2.zip

**CANCEL**